

COVID-19 Germ Prevention Signs and Health & Safety Sign Packages



FASTSIGNS®
More than fast. More than signs.®

Protect your employees, customers and your business

Signs and Visual Graphics are an important part of germ prevention awareness and education. They communicate the importance of hand washing and cleaning procedures as well as traffic flow and directions to make your business run smoothly and efficiently. From building access signs to safety and social distancing cues FASTSIGNS has the solutions to keep your business going.

As businesses and organizations are reopening, it is important to incorporate custom signs and visual graphics that strike a balance between consistent branding and function. Don't be stuck with cookie cutter COVID-19 compliant signage that disrupts your aesthetic. Make sure your essential signage extends the look and feel of your brand. FASTSIGNS® can develop a graphics package based on your business needs PLUS integrate your logo and company colors so you can stay on brand. Take advantage of this opportunity to stand out and build confidence with your customers.

Need money to fund your project?
Ask us about FASTSIGNS® Credit funded by CIT®



Germ Prevention

STOP THE SPREAD OF GERMS

WASH HANDS WITH WATER AND SOAP/SANITIZER, AT LEAST 20 SECONDS

AVOID CONTACT WITH SICK PEOPLE

DON'T TOUCH EYES, NOSE OR MOUTH WITH UNWASHED HANDS

DON'T EAT RAW FOOD, THOROUGHLY COOK MEAT AND EGGS

AVOID CONTACT WITH ANIMALS AND ANIMAL PRODUCTS

IF YOU ARE INFECTED

STAY AT HOME

AVOID CONTACT WITH OTHERS

COVER YOUR NOSE AND MOUTH WHEN SNEEZING

KEEP OBJECTS AND SURFACES CLEAN

WEAR A SURGICAL MASK

For more information: www.cdc.gov/COVID19

FIBREPAX

GP3-A

Go, go, WASH YOUR HANDS
YOU GOTTA KEEP 'EM CLEAN
MERRILY MERRILY, MERRILY, MERRILY
THE CORONAVIRUS IS MAINSTREAM.

stop the spread of germs

Wash your hands often with soap and water for at least 20 seconds.

For more information: www.cdc.gov/COVID19

FASTSIGNS

GP3-B

PREVENT THE SPREAD OF GERMS

- 1 Avoid close contact with people who are sick.
- 2 Avoid touching your eyes, nose, and mouth.
- 3 Stay home when you are sick.
- 4 Cover your cough or sneeze with a tissue, then throw the tissue in the trash.
- 5 Clean and disinfect frequently touched objects and surfaces using a regular household cleaning spray or wipe.
- 6 Follow CDC's recommendations for using a facemask.
- 7 Wash your hands often with soap and water for at least 20 seconds.
- 8 If soap and water are not available, use an alcohol-based sanitizer solution.

For more information: www.cdc.gov/COVID19

FASTSIGNS

GP3-C



FASTSIGNS
More than fast. More than signs.

GP3-D

www.fastsigns.com/COVID-19

JOIN THE COVID-19

RESISTANCE
WASH YOUR HANDS

[HTTPS://WWW.CDC.GOV](https://www.cdc.gov)

FASTSIGNS

GP3-E

CORONAVIRUS 2019-nCoV

SYMPTOMS

- FEVER
- COUGH
- SHORTNESS OF BREATH

HOW IT SPREADS

- TOUCH OBJECTS PEOPLE
- STAYING HOME FOR UP TO 14 DAYS LATER
- THROUGH NO TRACING YET

PREVENTION

- WASH HANDS WITH WATER AND SOAP/SANITIZER, AT LEAST 20 SECONDS
- AVOID CONTACT WITH SICK PEOPLE
- DON'T TOUCH EYES, NOSE OR MOUTH WITH UNWASHED HANDS
- DON'T EAT RAW FOOD, THOROUGHLY COOK MEAT AND EGGS
- AVOID CONTACT WITH ANIMALS AND ANIMAL PRODUCTS

IF YOU ARE INFECTED

- STAY AT HOME
- AVOID CONTACT WITH OTHERS
- COVER YOUR NOSE AND MOUTH WHEN SNEEZING
- KEEP OBJECTS AND SURFACES CLEAN
- WEAR A SURGICAL MASK

TRAVEL ADVICE

- AVOID TRAVELING TO AFFECTED COUNTRIES UNLESS NECESSARY
- MAKE SURE YOU HAVE ALL THE NECESSARY TRAVEL DOCUMENTS AND TRAVEL INSURANCE
- DO NOT TRAVEL FROM AFFECTED COUNTRIES AND COUNTRIES
- DO NOT TRAVEL TO AFFECTED COUNTRIES AND COUNTRIES
- IF YOU BECOME SICK WHILE TRAVELING, GET MEDICAL CARE IMMEDIATELY

For more information: www.cdc.gov/COVID19

FASTSIGNS

GP3-F

Building Access Signs

OPEN BY APPOINTMENT ONLY

To better protect both our customers and our staff, our showroom is open by appointment only.

PLEASE CALL OR TEXT FOR AN APPOINTMENT:

703-279-5600

BA4-A

LIMITED SHOWROOM HOURS


MON-WED
9:00AM - 5:00PM

LOGO HERE

Showroom hours may be limited temporarily due to requests for nonessential business closures to help reduce the spread of the virus.

BA4-B

ONLINE PATIENT CHECK-IN AVAILABLE



Use your smartphone to scan and download our app

QR CODE HERE

Download our app and avoid the lines. Check-in from the comfort of home.

BA4-C

LIMITED ENTRY

IN RESPONSE TO COVID-19

PLEASE WAIT OUTSIDE
A STORE ASSOCIATE WILL GRANT ENTRANCE ONE AT A TIME

PLEASE RESPECT SOCIAL DISTANCE OF 6FT OR MORE

PLEASE HELP US KEEP OUR COMMUNITY HEALTHY

Thank you!

LOGO HERE

BA4-D

Do you feel sick?



If you are sick or have been sick within the last 24 hours, please **DO NOT ENTER**.

Please call, click or text us to arrange for a personal consultation:
555.123.0000
000@website.com

YOUR LOGO HERE

BA4-E

Limit groups to 10 people or less. Groups should remain at least 6 feet apart. Keep our beaches clean by packing out what you pack in.



HELP STOP
the spread of COVID-19

If you're ill, turn around.

ATTENTION CUSTOMERS

BA4-F

Open by appointment only

To better protect both our customers and our staff, our showroom is open for business by appointment only.

PLEASE CONTACT US FOR AN APPOINTMENT:

LOGO HERE

BA4-G

STOP

CORONAVIRUS INFORMATION

In response to the recent outbreak of the Coronavirus (COVID-19) we ask all visitors to self-screen before entering the building, to help lessen the spread of the virus.

Do not enter if:

1. You have signs of a fever or a high temperature (above 38 C)
2. You have a persistent cough or respiratory problems
3. You have had contact with any possible source of the virus

If you have met any of the above criteria please return home and contact NHS 111 for advice

If you are safe to enter please do so and follow the guidelines below:

1. Wash your hands regularly and thoroughly with soap and water or alcohol based hand sanitiser
2. Avoid touching your face with your hands
3. If you need to cough or sneeze, use a tissue and bin after use
4. Where possible avoid contact with vulnerable individuals such as the elderly and those with underlying health conditions

BA4-H

OPEN DRIVE-THRU & TAKE OUT ONLY

BA4-I

COMPANY NAME

DOOR SECURED
PLEASE USE:
MAIN ENTRY

COMPANY NAME

BA4-J

YOUR LOGO HERE

DRIVE-THRU OPEN

BA4-K



Banners



B5-A
Banner 36" x120"



B5-B
Banner 36" x120"



B5-C
Banner 36" x120"



B5-D
Banner 36" x120"



B5-E
Banner 36" x120"



B5-F
Banner 36" x120"



B5-G
Banner 24" x 48"



B5-H
Banner 24" x 48"



B5-I
Banner 24" x 48"



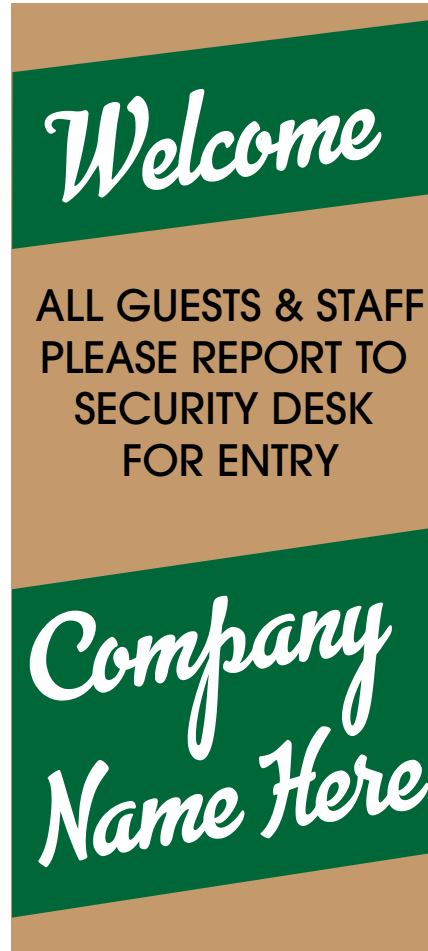
Banner Stands



BS6-A



FD6-A



BS6-B



FD6-B



FD6-C



BS6-C



FD6-D



FD6-E



Social Distancing



SD7-A



SD7-B




SD7-C



SD7-D



SD7-E



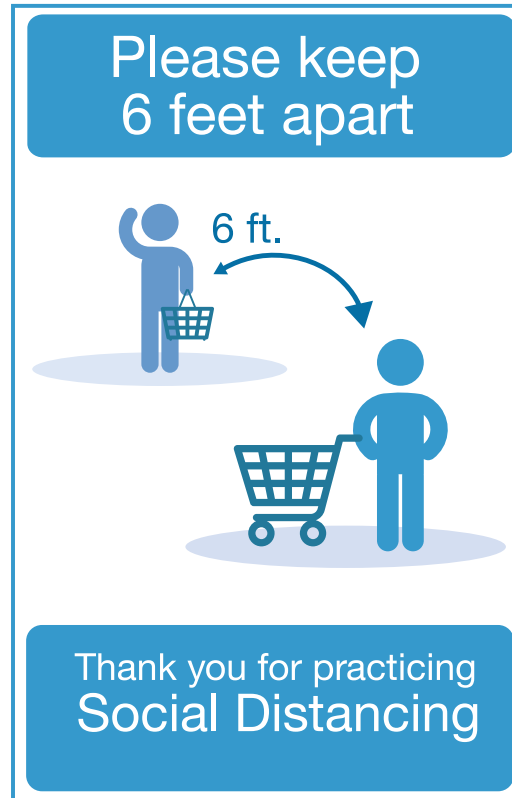
SD7-F



SD7-G



SD7-H



SD7-I



Curbside Service



CS8-A Banner 24" x 48"



CS8-B



CS8-C

A-Frame Inserts 24" x 36"



CS8-D

A-Frames



CS8-E



CS8-F

Yard Signs



CS8-G



CS8-H



CS8-I

12' Feather Flags



Break Room/Restroom

Wash Your Hands

Wet hands

Apply soap

Wash for 20 seconds

Rinse well

Dry hands

Turn off tap with towel

BR9-A

PLEASE WASH YOUR HANDS

Wet. your hands with clean, running water, turn off tap, and apply soap.

Lather. your hands by rubbing them together with soap. Lather the backs of your hands, between your fingers, and under your nails.

Scrub. your hands for at least 20 seconds.

Rinse. your hands with clean, running water.

Dry. your hands with a clean towel or air-dry them.

COMPANY LOGO HERE

BR9-B

SANITATION STATION

Please wipe down handles and horizontal surfaces to prevent the spread of germs

COMPANY LOGO HERE

BR9-C

AVOID PERSONAL CONTACT

BR9-D

THIS SPACE DISINFECTED REGULARLY

SURFACES & HANDLES - HOURLY
FIXTURES & FLOORS - DAILY

BR9-E

CLEANING SCHEDULE

HANDLES _____

SURFACES _____

FIXTURES _____

FLOORS _____

GERM PREVENTION PROCESS

BR9-F

DISINFECTED ZONE

BR9-G

DISINFECTED AREA

BR9-H

DISINFECTED AREA

BR9-I



Floor Decals



FD10-A



FD10-B



FD10-C



FD10-D



FD10-E



FD10-F



FD10-G



FD10-H



FD10-I



FD10-J



FD10-K



FD10-L



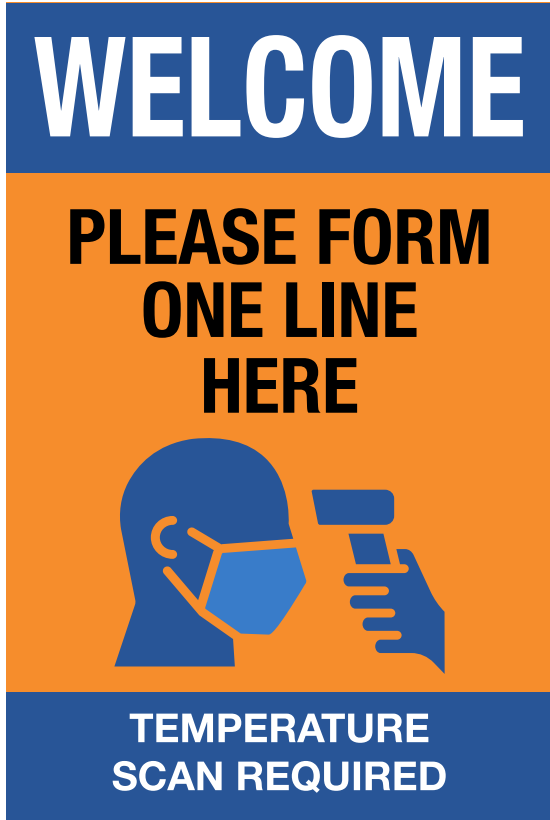
FD10-M



FD10-N



Traffic Flow & Control



TF11-A



TF11-B



TF11-D



TF11-C



TF11-E



TF11-F



Sanitation Processes

CLEANING SCHEDULE

HANDLES _____

SURFACES _____

FIXTURES _____

FLOORS _____

COMPANY LOGO HERE

SP12-A

DELIVERY ACCEPTANCE PROCESS

- PLACE SHIPMENTS IN QUARANTINE AREA
- REMOVE & DISCARD EXTERIOR PACKING
- HANDLE MERCHANDISE WITH GLOVES
- DISINFECT ALL CONTACT SURFACES

COMPANY LOGO HERE

SP12-B

DISINFECTED REGULARLY



COMPANY LOGO HERE

SP12-C

SANITATION STATION



COMPANY LOGO HERE

SP12-D



THIS SPACE DISINFECTED REGULARLY




SURFACES & HANDLES - HOURLY
FIXTURES & FLOORS - DAILY

COMPANY LOGO HERE

SP12-E

SANITATION STATION




Please wipe down handles and horizontal surfaces to prevent the spread of germs


COMPANY LOGO HERE

SP12-F

PLEASE



Avoid handshakes



Maintain distance

WE ARE ALL WORKING TO LIMIT THE SPREAD OF COVID-19 PLEASE HELP US BY DOING YOUR PART

COMPANY LOGO HERE


SP12-G

DISINFECTED AREA



SP12-H

DISINFECTED ZONE



SP12-I



Safety / Policy Signs

Do you feel sick?



If you are sick or have been sick within the last 24 hours, please **DO NOT ENTER**.

Please call or text to arrange for a health scan
555.123.7446

COMPANY LOGO HERE

PD13-A

**NO MASK
NO ENTRY**



MASK REQUIRED

COMPANY LOGO HERE

PD13-B

**MAXIMUM
4 PEOPLE
AT ONE TIME**



PLEASE USE THE FLOOR MARKERS
AS GUIDANCE FOR SOCIAL DISTANCING

COMPANY LOGO HERE

PD13-C

WELCOME

**ALL GUESTS & STAFF
PLEASE REPORT TO
SECURITY DESK
FOR ENTRY**

**COMPANY
LOGO HERE**

PD13-D



**TEMPERATURE
CHECK
TO ENTER**



COMPANY LOGO HERE

PD13-E

**BODY
TEMPERATURE
SCAN
REQUIRED**



COMPANY LOGO HERE

PD13-F

**MASK & GLOVES
REQUIRED**



PD13-G

**HEALTH CHECK
REQUIRED**



PD13-H



Ten Steps All Workplaces Can Take to Reduce Risk of Exposure to Coronavirus

All workplaces can take the following infection prevention measures to protect workers:

- 1 Encourage workers to stay home if sick.
- 2 Encourage respiratory etiquette, including covering coughs and sneezes.
- 3 Provide a place to wash hands or alcohol-based hand rubs containing at least 60% alcohol.
- 4 Limit worksite access to only essential workers, if possible.
- 5 Establish flexible worksites (e.g., telecommuting) and flexible work hours (e.g., staggered shifts), if feasible.
- 6 Discourage workers from using other workers' phones, desks, or other work tools and equipment.
- 7 Regularly clean and disinfect surfaces, equipment, and other elements of the work environment.
- 8 Use Environmental Protection Agency (EPA)-approved cleaning chemicals with label claims against the coronavirus.
- 9 Follow the manufacturer's instructions for use of all cleaning and disinfection products.
- 10 Encourage workers to report any safety and health concerns.

For more information, visit www.osha.gov/coronavirus or call 1-800-321-OSHA (6742).



PD13-I



Vehicle Identification



VI14-A



VI14-C



VI14-F




VI14-B



VI14-D



VI14-E



VI14-G



VI14-H




Protective Shields



Acrylic Shield 48" x 96"



Acrylic Shield with pass through 36" x 30"



Acrylic Shield 30" x 23"

